



PMM330

Differential Pressure Transmitter (Indoor)

Differential Pressure-PMM330

www.eyc-tech.com

| Features |

- Uses hot-wire type differential pressure sensor
- High sensitivity at low differential pressure, low zero-point drift, minimum measurable value as low as 1 Pa
- Pressure resistance up to 1 bar, differential pressure measurement range of $\pm 50 \dots \pm 1500$ Pa
- Compact and easy to install
- Includes square root function for converting measurement into air velocity
- Provides analog output, optional RS-485 communication function
- DIP switch to adjust range and square root function

| Introduction |

The eyc-tech PMM330 differential pressure transmitter is designed for small differential pressures and low air velocities. It uses a hot-wire type differential pressure sensor with excellent zero-point stability and the ability to detect small differential pressures, allowing for precise measurements at low air velocities. The built-in square root function is used for converting measurement in to air velocity, and it provides flexible output options, making it an ideal choice for various differential pressure measurement applications.

| Applications |

Environmental monitoring (Clean rooms, HVAC) / Differential pressure monitoring (Air ducts, filters) / Airflow monitoring

| Specification |

Measurement

Measuring element	Hot-wire type diff. pressure sensor, flow-through
Measuring range	$\pm 50 \dots \pm 1500$ Pa

Output

Output	4 ... 20 mA / 0 ... 10 V / RS-485
Signal connection	3-wire
Load resistance	Current output : $\leq 500 \Omega$ Voltage output : $\geq 10 K\Omega$
Response time	$t_{63} \leq 2$ ms
Display type	LCD module with back light, double line character
Display range	Upon request, 2 decimal place (as unit is Pa : 1 decimal place)
Digit height	5.56 mm

Accuracy

Accuracy	$\pm 1.5\%$ F.S. $\pm 3\%$ M.V.
Temperature influence	1% m.v. per 10°C

Environment

Measuring medium	Air
Operating temperature	0 ... 50°C
Operating humidity	0 ... 95% (Non-condensing)
Storage temperature	$-20 \dots +60^\circ\text{C}$

Electrical

Power supply	DC 24 V $\pm 10\%$ & AC 24 V $\pm 10\%$
Current consumption	DC 24 V : ≤ 45 mA (Display) / ≤ 40 mA (Non-display) AC 24 V : ≤ 95 mA (Display) / ≤ 90 mA (Non-display)
Overvoltage protection	\leq DC 40 V
Electrical connection	M type (M12 - 4 PIN connector) / (M12 - 5 PIN connector) N type (M16 plastic cable gland) <i>*M type with 2 m cable</i>

Installation

Installation	Indoor wall type
--------------	------------------

Protection

IP rating	IP65
Electrical protection	<input checked="" type="checkbox"/> Over-voltage <input checked="" type="checkbox"/> Reverse polarity <input checked="" type="checkbox"/> Short circuit
Pressure resistance	1 bar
Burst pressure	3 bar

Certification

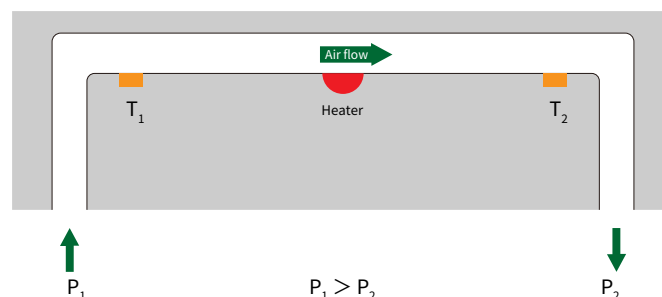
Certification	CE
---------------	----

Material

Housing	PC fire-proof class(PC-110)(UL94V-2)
Weight	Display : 152g ; Non-display : 127g

| Hot-wire Type Differential Pressure Principle |

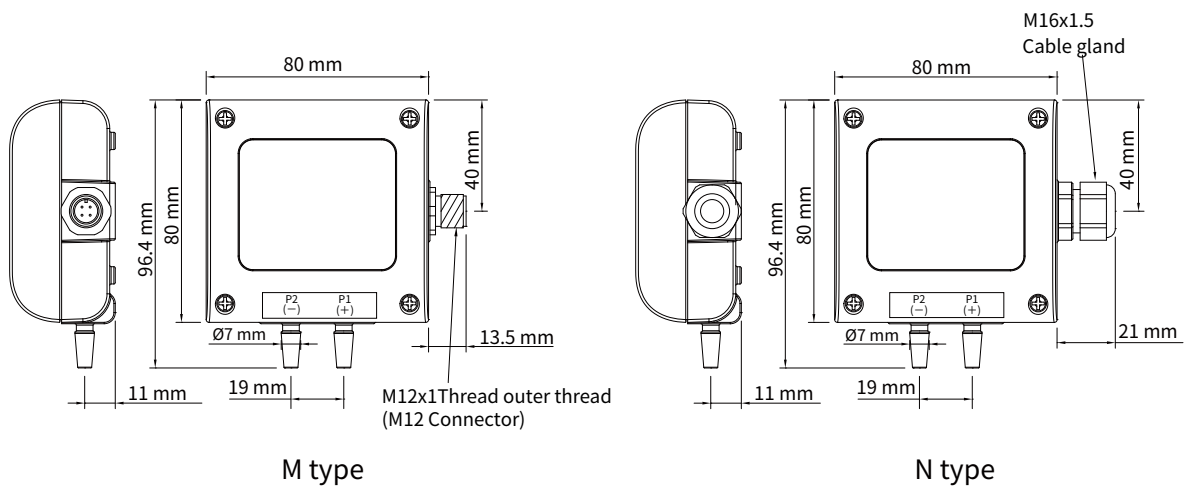
Hot-wire type differential pressure measurement technology calculates the pressure difference by measuring the air flow rate. When there is a pressure difference between two measurement points, air flows from the high-pressure side to the low-pressure side through a channel inside the transmitter. The channel contains a heating element and two temperature sensors. By comparing the heating and temperature changes, the air flow rate can be precisely measured, which in turn allows the calculation of the pressure difference. This technology can detect extremely low air flow rates, making it possible to precisely measure small pressure differences. Additionally, hot-wire type measurement technology has the characteristic of low zero-point drift, meaning the transmitter can maintain a stable initial zero point even after prolonged use, ensuring measurement precision and reliability.



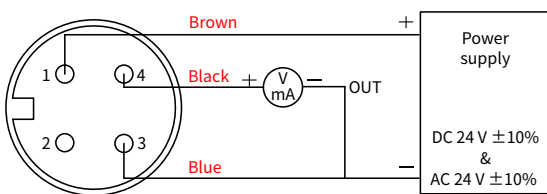
| Pressure Unit Conversion Table |

Unit	Pa	mbar	hPa	kPa	mmWS	inH ₂ O	mmHg
Range	±50 / 100	0.5 / 1	0.5 / 1	0.05 / 0.1	5 / 10	0.2 / 0.4	0.375 / 0.75
	±300 / 500	3 / 5	3 / 5	0.3 / 0.5	30 / 50	1.2 / 2	2.25 / 3.75
	±1000 / 1500	10 / 15	10 / 15	1 / 1.5	100 / 150	4 / 6	7.5 / 11.25

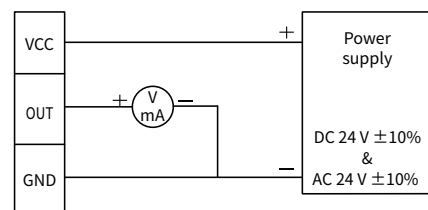
| Dimension |



| Analog Diagram |

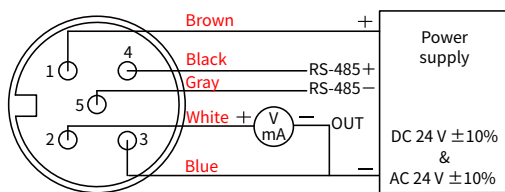


M12 - 4 PIN connector

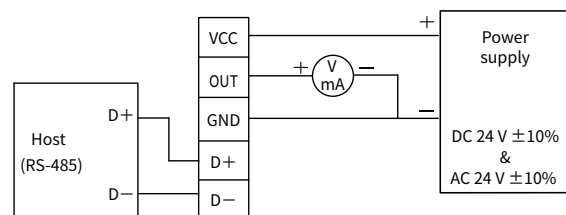


M16 plastic cable gland - 3P Terminal

| Analog + RS-485 Diagram |



M12 - 5 PIN connector



M16 plastic cable gland - 5P Terminal

*Please make sure the product and the device which connect with RS-485 are on common ground, avoid damaged product.

| DIP Switch |



Function

1.DIP switch active / Deactivate

5.Zero switch

3~4.Switch measuring range

6.Linear / Square root, output switching

7.Filtering On / Off

1.DIP switch active / Deactivate : Set the DIP switch as On / Off

STATUS	ON	OFF
DIP switch 1		

5.Zero switch

STATUS	0 ... 100 %	-100 ... 100%
DIP switch 5		

3~4.Switch measuring range : Upon ordering code(Unit : Pa)(Note:1)

DIP switch 3	DIP switch 4	Range(10)	Range(20)	Range(30)
		50	300	1000
		100	500	1500

6.Linear / Square root, output switching

STATUS	$\sqrt{\quad}$	LINEAR
DIP switch 6		

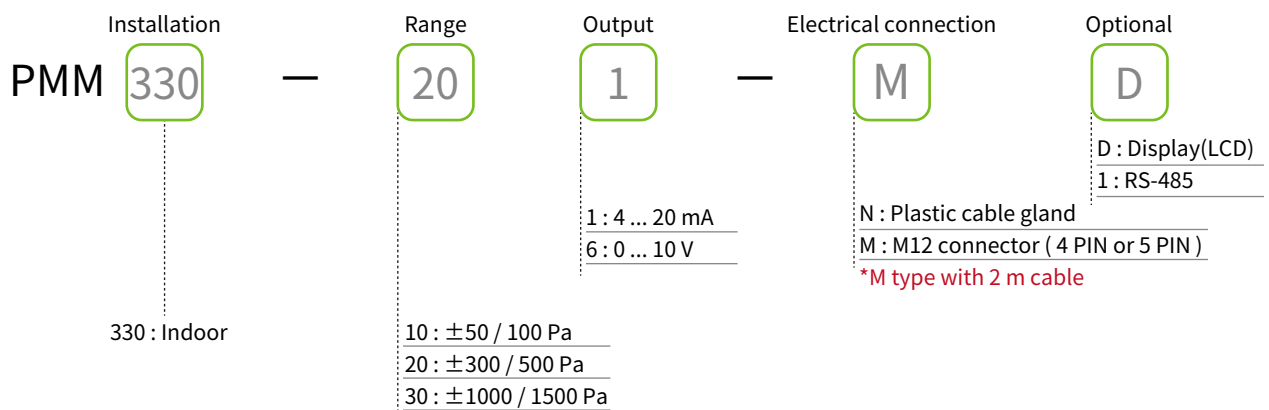
(Other unit : Please reference pressure unit conversion table)

※Note 1 : If the user switches the measuring range by dip switch, the accuracy only for reference.

7.Filtering On / Off

STATUS	ON	OFF
DIP switch 7		

| Ordering Guide |



| Additional Option Test Report |

For more detailed information please contact us.

ISO 9001

Project	Measurand level or range
Pressure	Differential pressure : 0 ... 500 Pa / 0 ... 1000 Pa / 0 ... 10000 Pa